



Αφοί
ΓΑΒΑΛΑ

Μεταλλικά Κτήρια - Μεταλλικές Κατασκευές
Ενεργειακά Συστήματα Αλουμινίου

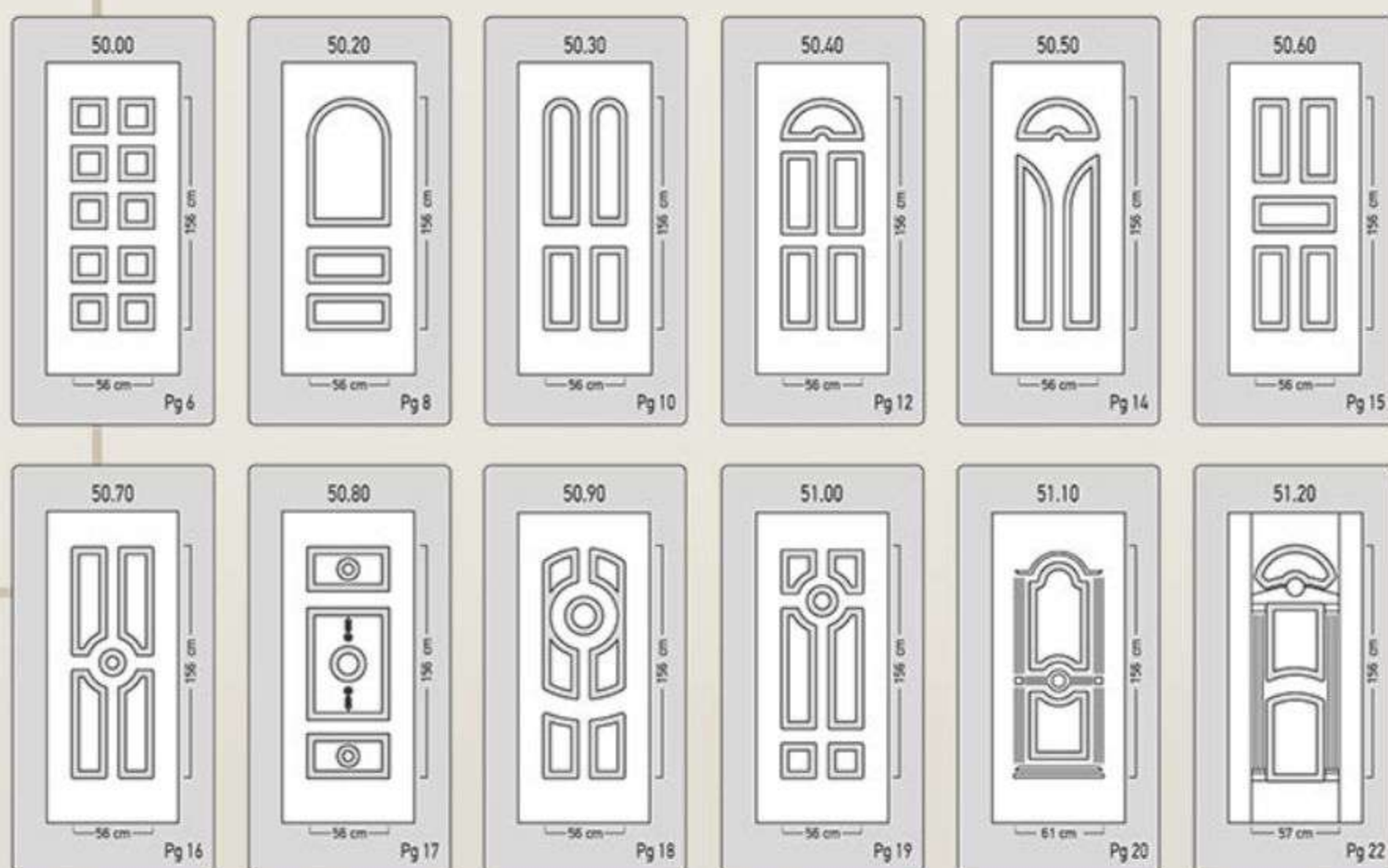
ΠΑΝΕΛ ΑΛΟΥΜΙΝΙΟΥ

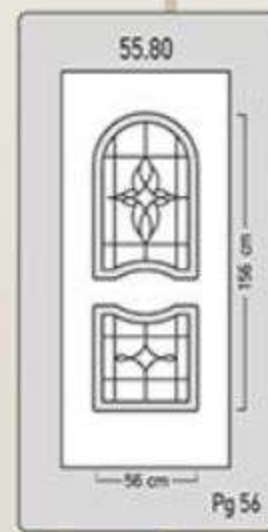
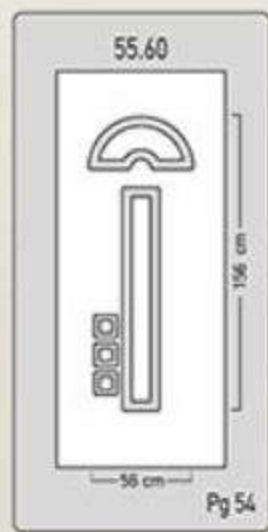
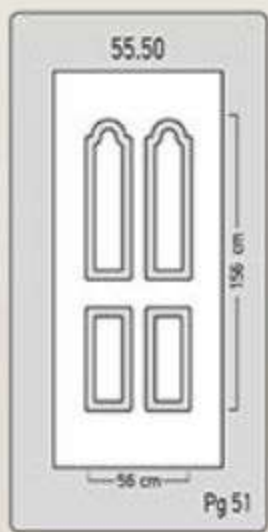
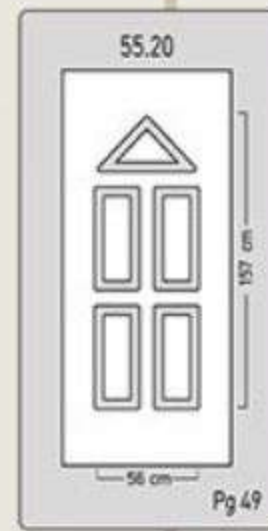
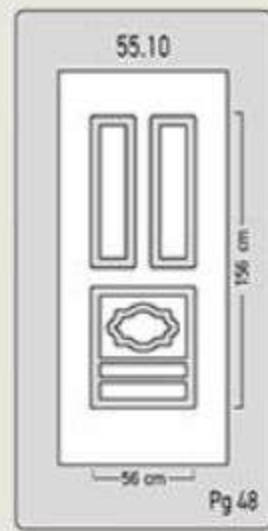
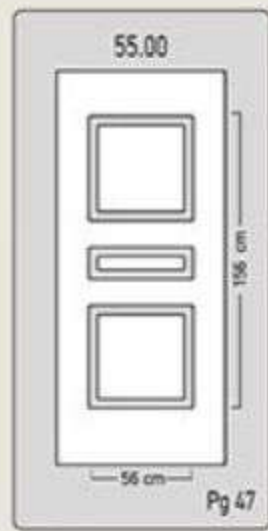


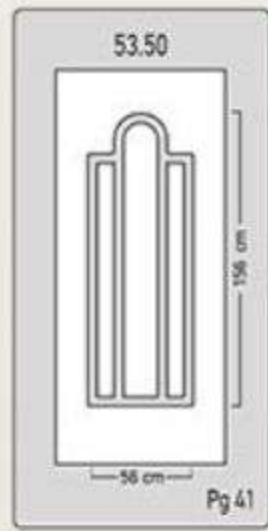
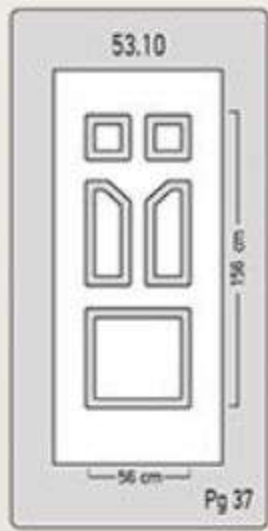
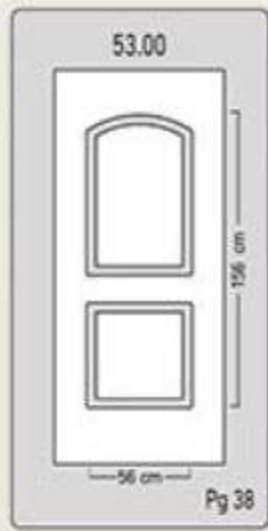

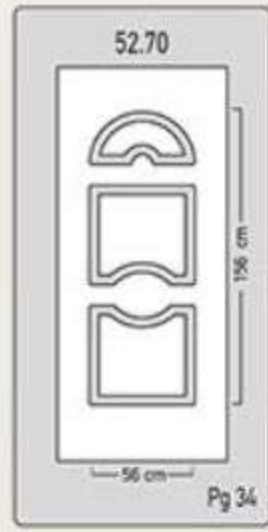
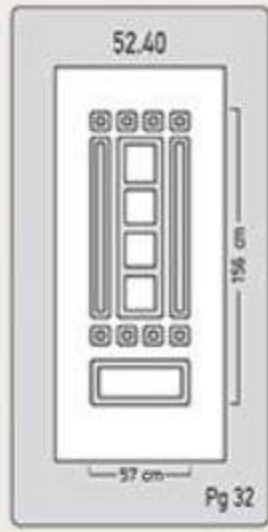
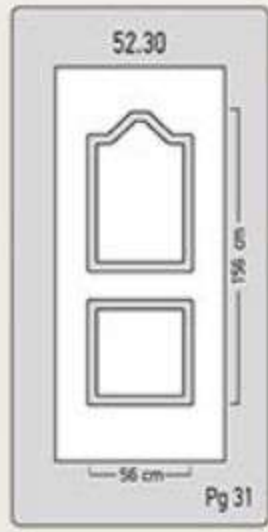
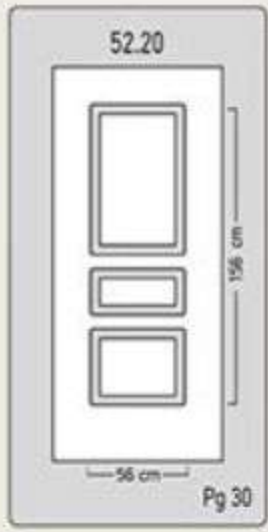
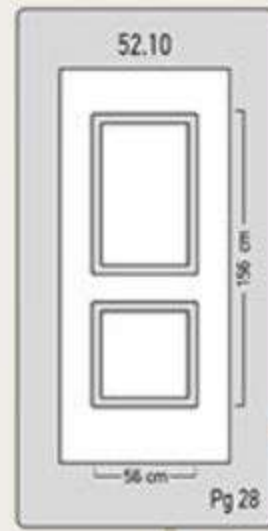

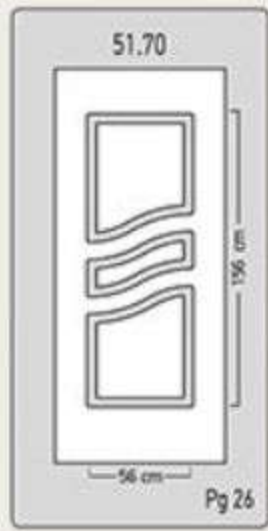
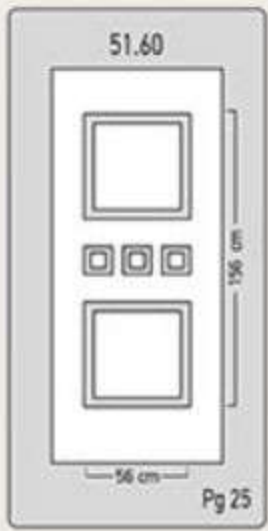
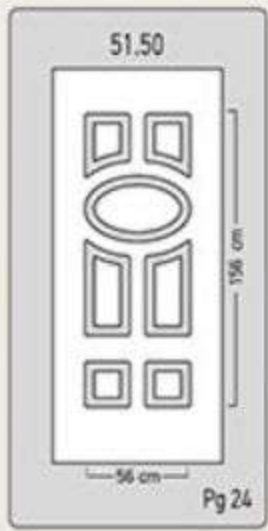
ΠΕΡΙΕΧΟΜΕΝΑ

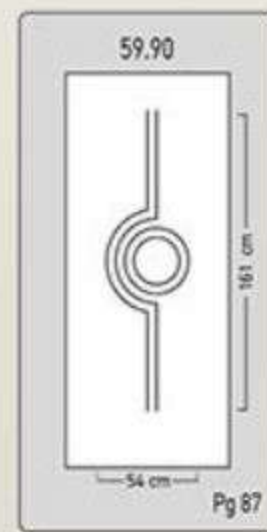
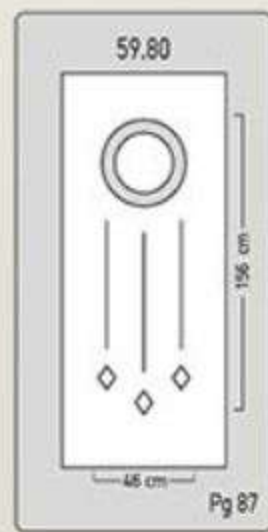

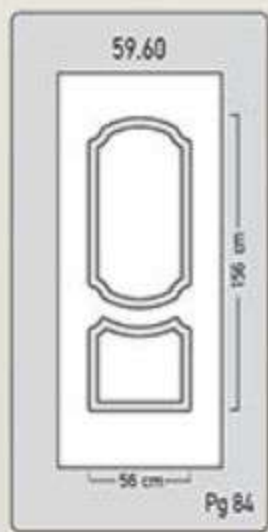

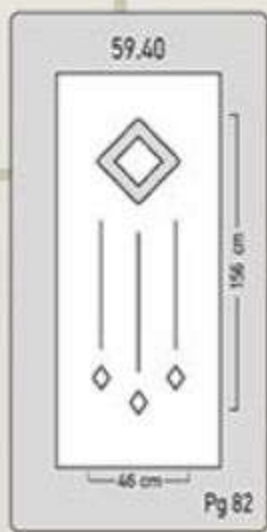
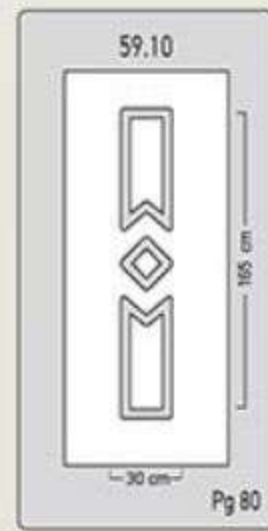
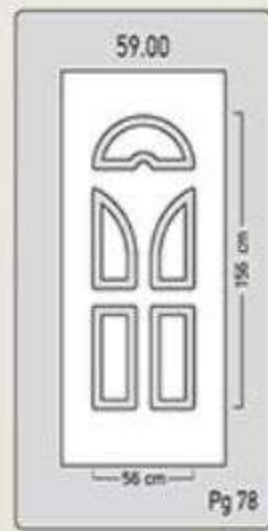
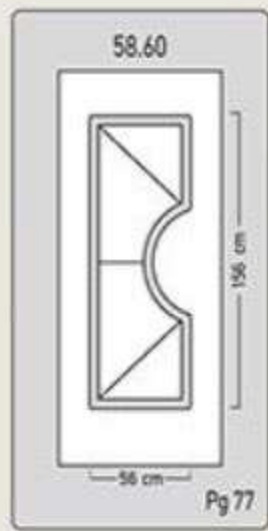
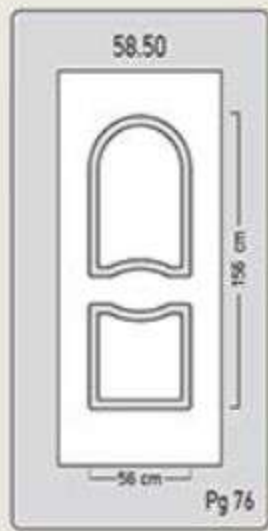
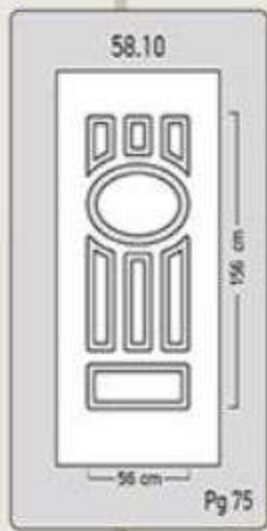
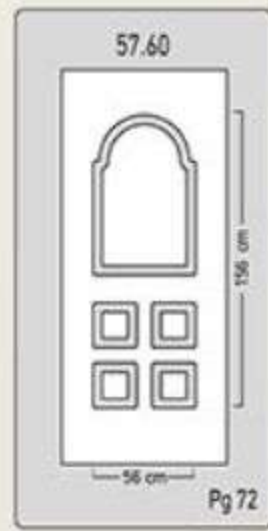
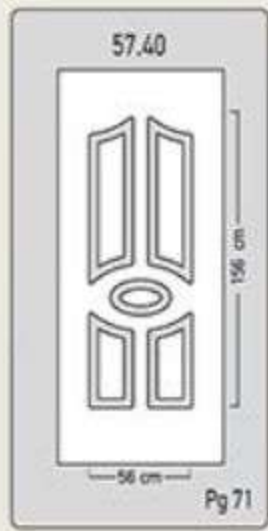
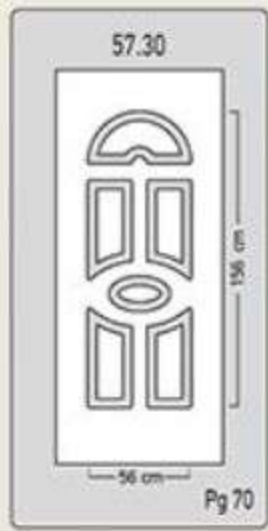
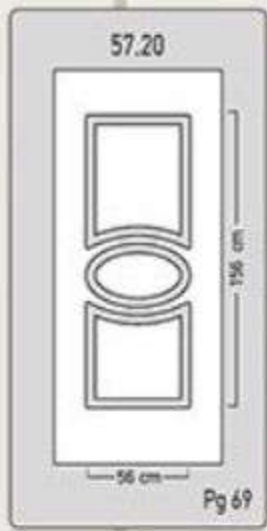
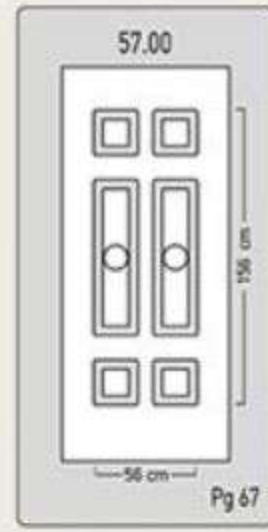
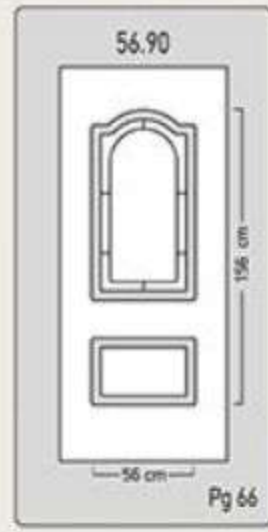

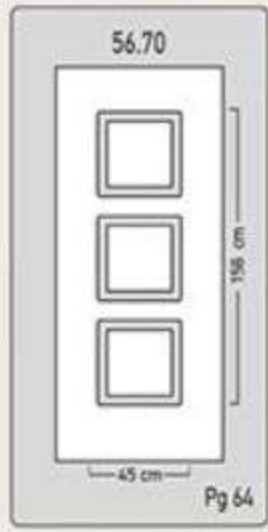


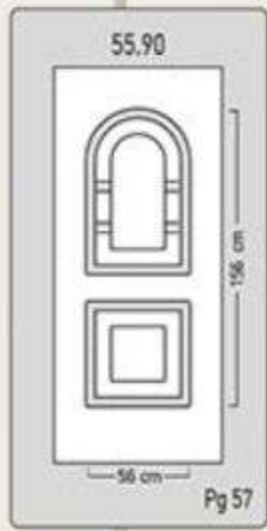
INDEX

2	ΕΥΡΕΤΗΡΙΟ ΣΧΕΔΙΩΝ / DESIGN INDEX
5	ΤΕΧΝΙΚΑ ΧΑΡΑΚΤΗΡΙΣΤΙΚΑ / TECHNICAL SPECIFICATIONS
6	ΣΧΕΔΙΑ ΠΑΝΕΛ / PANEL DESIGNS
90	ΕΙΔΙΚΕΣ ΚΑΤΑΣΚΕΥΕΣ / SPECIAL CONSTRUCTIONS
91	ΤΑΜΠΛΑΔΑΚΙΑ / PARTS OF PANELS
92	ΠΑΝΕΛ ΣΧΕΔΙΩΝ ΜΙΚΡΟΥ ΠΛΑΤΟΥΣ / NARROW DESIGN PANELS
94	ΠΛΑΪΝΑ ΠΑΝΕΛ / SIDE PANELS
96	ΧΕΙΡΟΛΑΒΕΣ & ΠΟΜΟΛΑ / HANDLES & DOOR KNOBS

ΕΥΡΕΤΗΡΙΟ ΣΧΕΔΙΩΝ / DESIGN INDEX







ΤΕΧΝΙΚΑ ΧΑΡΑΚΤΗΡΙΣΤΙΚΑ TECHNICAL SPECIFICATIONS

Πρεσαριστά Πάνελ (Εξωτερικό Πάτημα)

Τα πρεσαριστά πάνελ βγαίνουν σε διάσταση 90 X 210 εκ. και κατόπιν παραγγελίας σε 105 X 230 εκ. με προδιαγραφές που αντέχουν σε όλες τις καιρικές συνθήκες (-30° C to 120° C) προσφέροντας υψηλή ηχομόνωση και θερμομόνωση. Κατασκευάζονται από φύλλο αλουμινίου σε πολύ μεγάλη ποικιλία σχεδίων καλύπτοντας όλες τις ανάγκες σας. Κατά την κατασκευή του πάνελ επιλέγουμε να χρησιμοποιήσουμε ανάμεσα σε δύο τύπους μονωτικού υλικού: Το XPS (εξηλασμένη πολυστερίνη) και το πλακάζ θαλάσσης.

- ΜΕΓΑΛΗ ΠΟΙΚΙΛΙΑ ΣΧΕΔΙΩΝ ΠΑΝΕΛ
- ΤΖΑΜΙΑ ΔΙΠΛΗΣ ΥΑΛΩΣΗΣ
- ΤΖΑΜΙΑ ΕΝΕΡΓΕΙΑΚΑ (Low-E) *
- ΤΖΑΜΙΑ TRIPLEX *
- ΜΕΓΑΛΗ ΓΚΑΜΑ ΚΡΥΣΤΑΛΛΩΝ
- ΠΟΛΛΕΣ ΕΠΙΛΟΓΕΣ ΣΕ ΚΑΓΚΕΛΑ
- ΠΙΣΤΟΠΟΙΗΜΕΝΕΣ ΒΑΦΕΣ

* (Κατόπιν Παραγγελίας)

Pressed - Stamped Panels (Convex Designs)

Pressed panels are produced in sizes 90 X 210 cm or 105 X 230 cm (upon request) meeting such specifications that make them resistant to all types of weather conditions (-30° C to 120° C) ensuring high sound and heat insulation. They are manufactured from aluminium sheet in a great variety of designs, thus meeting all your needs. When manufacturing a panel, we have to choose of two different types of insulation material: XPS (Extruded Polystyrene) and Marine plywood.

- GREAT VARIETY OF PANEL DESIGNS
- DOUBLE GLAZING
- ENERGY EFFICIENT GLAZING (Low-E) *
- TRIPLEX GLAZING *
- WIDE SELECTION OF GLASSES
- MANY OPTIONS ON SAFETIES
- CERTIFIED POWDER COATINGS

* (Upon Request)

Πάχος Φύλλου Αλουμινίου
Standard Aluminium Sheet Thickness

1mm

Πάχος Φύλλου Αλουμινίου * (Ειδική Παραγγελία)
Aluminium Sheet Thickness (Upon Request)

1,2mm

Συνολικό Πάχος Φύλλου Αλουμινίου με Μονωτικό Υλικό (XPS)
Standard Aluminium Sheet Thickness with Insulation Material (XPS)

22mm

Συνολικό Πάχος Φύλλου Αλουμινίου με Μονωτικό Υλικό (Πλακάζ Θαλάσσης)
Standard Aluminium Sheet Thickness with Insulation Material (Marine Plywood)

21mm

Συντελεστής Θερμικής Αντίστασης
Thermal Resistance Coefficient

$RD=m^2K/W=0,55$

Συντελεστής Θερμικής Αγωγιμότητας
Thermal Conductivity Coefficient

$\lambda d=W/M^2K=0,040$



| 50.06-E4



| 50.06-K1



| 50.10-X



| 50.00

| 60.10-0



| 50.21-E5



| 50.20



| 50.21-K6



| 5021-E4



| 50.21-K4



| 50.21-K1



| 50.21-X

| 60.21-X



| 50.30



| 50.32-K6



| 50.32-E3



| 50.32-A



| 50.32-K3



| 50.32-E1



60.30

50.32-K2



| 50.41-A



| 50.43-K5



| 50.43-X



| 50.43-E5



| 50.43-E6



| 50.43-K3



| 50.40

| 60.43-0



| 50.53-X



| 50.50



| 50.51-K1



| 50.62-K1



50.60



| 50.64-X



| 50.72-0



| 50.70



| 50.74-A



| 50.81-0



| 50.80



| 50.90



| 50.91-0



| 51.04-A



| 51.00



| 51.02-X



| 51.11-A



| 51.11-K1



| 51.10



| 51.11-E2



| 51.11-K2



| 51.11-E5



| 51.20



| 51.21-X



| 51.22-A



| 51.31-K2



| 51.30



| 51.31-X



| 51.31-K1




| 51.50



| 51.51-E2



| 51.53-0



| 51.61-E1



| 51.60



| 51.70



| 51.71-0



| 51.71-E1



| 51.84-X



| 51.82-A



| 51.80



| 52.10



| 52.11-K1



| 52.11-A



| 52.11-K2



| 52.11-K4



| 52.11-E2



| 52.21-A



| 52.20



| 52.21-E1



| 52.31-X



| 52.31-A



| 52.30



| 52.40



| 52.44-K2



| 52.44-E4



| 52.44-K1




| 52.70



| 52.72-X



| 52.71-E1



| 52.85-X



| 52.80



| 52.81-A



| 52.90



| 52.94-X



| 52.92-A





| 53.14-X



| 53.12-A



| 53.10



| 53.01-A



| 53.00



| 53.01-E3



| 53.01-K4



| 53.01-K1



| 53.01-E1



| 53.01-K6



| 53.21-0



| 53.20



| 53.21-X



| 53.51-X



| 53.51-0



| 53.50



| 53.60



| 53.61-A



| 53.62-K1



| 53.71-K1



| 53.71-A



| 53.70



| 53.90



| 53.80



| 53.91-A



| 53.81-K3



| 53.91-E3



| 54.00



| 54.04-0



| 55.01-E4



| 55.00



| 55.01-K1



| 55.12-A



| 55.10



| 55.12-K1



| 55.12-K3



| 55.12-K2



| 55.23-A



| 55.21-X



| 55.20



| 55.32-A



| 55.30



| 55.34-X



| 55.52-K1



| 55.50



| 55.52-X



| 55.40



| 55.41-A



| 55.41-X



| 55.41-E2



Transom window above the door.

1
8
5
5

| 69.01-0

| 55.41-K1

Doormat on the porch.

Two pumpkins on the left side of the porch.

One pumpkin on the right side of the porch.

Brick step leading up to the porch.



| 55.61-A



| 55.60



| 55.62-0



| 55.72-E3




| 55.70



| 55.72-X



| 55.80



| 55.81-E3



| 55.81-K1



| 55.90



| 55.91-K1



| 55.91-A



| 56.01-A



| 56.01-0



| 56.00



| 56.11-E2



| 56.11-0



| 56.10



| 56.22-E7



| 56.20



| 56.22-X Ρόμβος



| 56.22-K1



| 56.22-E6



| 56.31-K2



| 56.30



| 56.31-K1



| 56.31-E1



| 56.31-A



| 56.40



| 56.41-K1



| 56.61-X



| 56.60



| 56.80



| 56.73-X



| 56.71-E1



| 56.81-K2



| 69.01-0

| 56.73-K1



| 56.91-E2



| 56.91-X



| 56.90



| 57.04-E2



| 57.00



| 57.02-A



| 57.11-X



| 57.10



| 57.11-K1



| 57.21-0



| 57.20



| 57.33-A



| 57.30



| 57.35-X



| 57.42-X



| 57.40



| 57.42-A



| 57.60



| 57.61-A



| 57.92-A



| 57.91-X



| 57.90



| 58.00



| 58.01-A



| 58.01-X Ρόμβος



| 58.11-K1



| 58.10



| 58.11-0



| 58.50



| 58.51-K1



| 58.51-A



| 58.60



| 59.01-A



| 59.00



| 59.03-X




| 69.01-0

| 59.03-A



| 59.10



| 59.11-0



| 59.22-X



| 59.20



| 59.40



| 59.41-A



| 59.41-K1



| 59.41-E1



| 59.51-X



| 59.50



| 59.60



| 59.61-X




59.61-E3



| 59.70



| 59.73-0



| 59.90




| 59.80




| 59.81-0



| 70.10



| 70.40




| 70.70



| 70.80



| 71.00




| 71.20



71.25



71.30



79.10



79.30





79.40






Εσωτερικό πότημα
Concave design | 79.50

ΕΙΔΙΚΕΣ ΚΑΤΑΣΚΕΥΕΣ
SPECIAL CONSTRUCTIONS



70.20

70.30



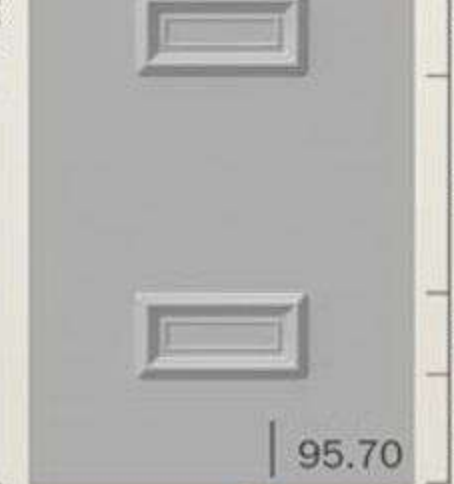

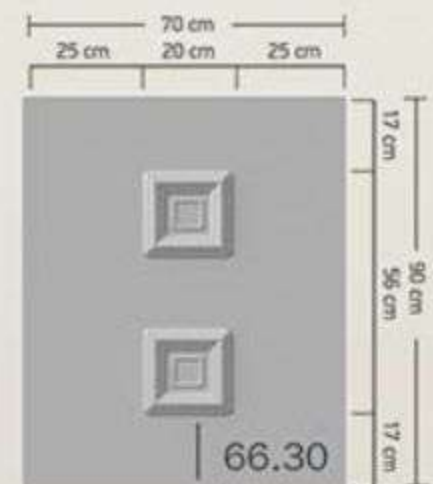
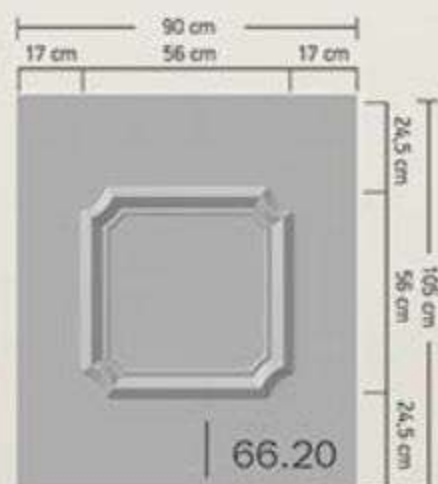
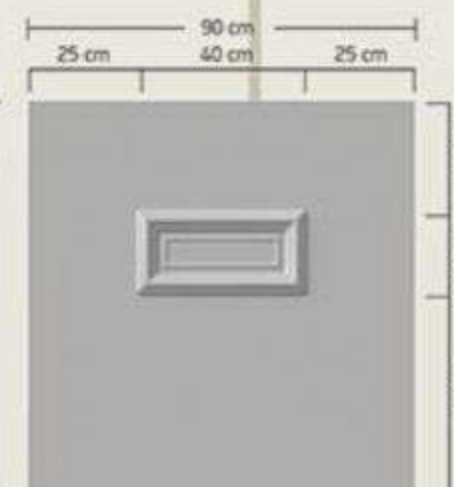

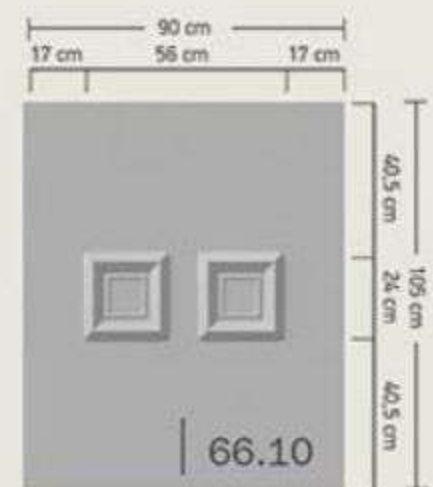

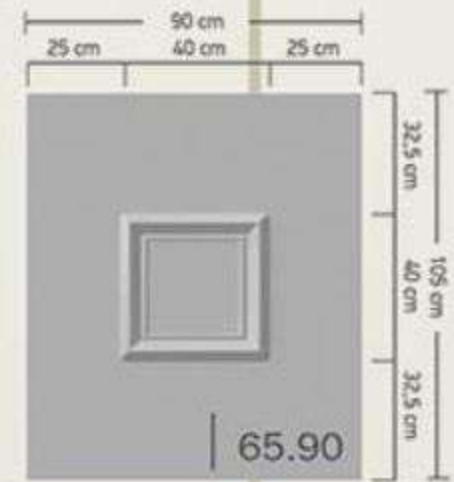
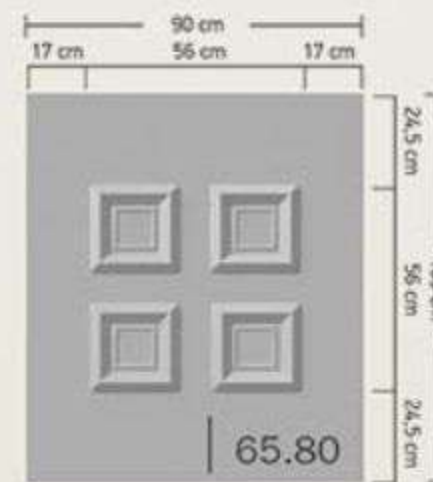
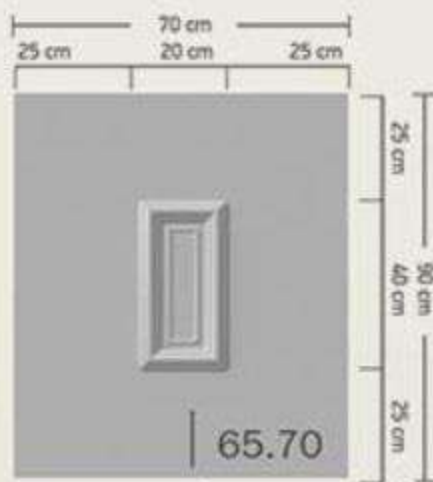

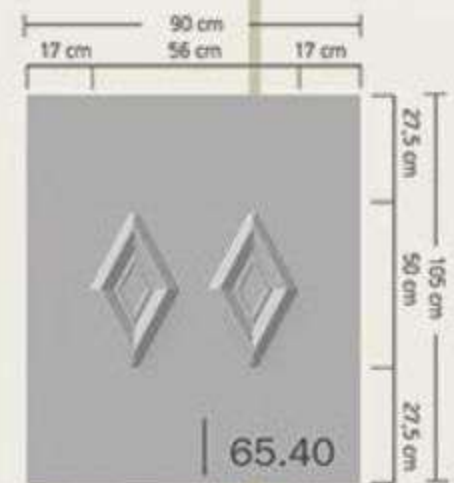
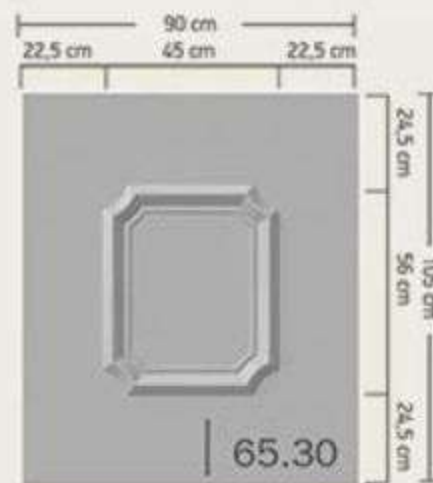
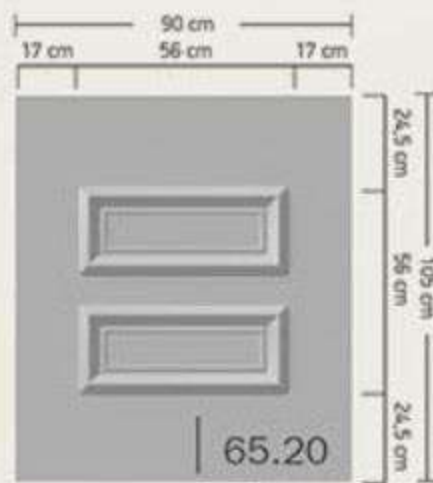
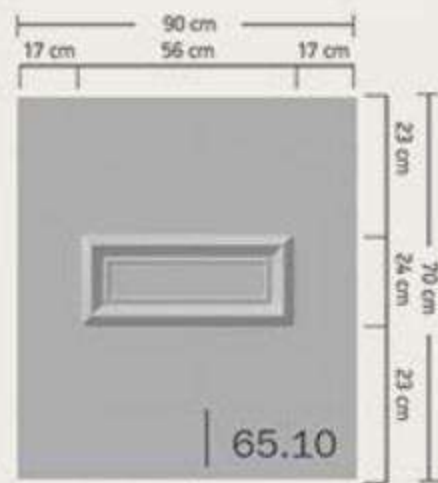
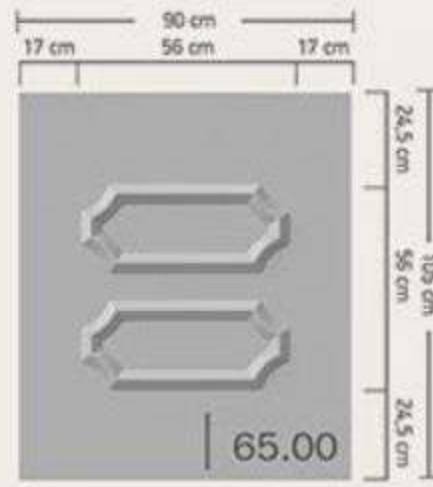

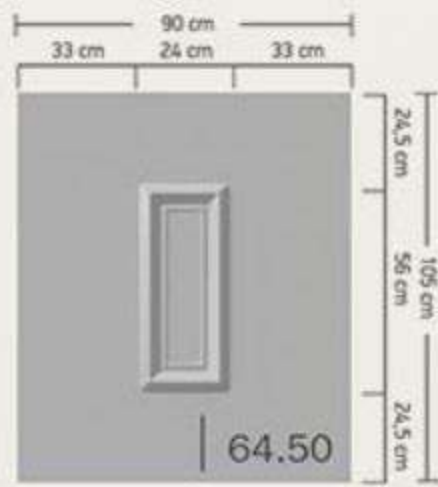
70.50

70.90

71.10

ΤΑΜΠΛΑΔΑΚΙΑ

PARTS OF PANELS




ΠΑΝΕΛ ΣΧΕΔΙΩΝ ΜΙΚΡΟΥ ΠΛΑΤΟΥΣ
NARROW DESIGN PANELS



| 50.20-45



| 50.30-45



| 50.40-45



| 50.60-45



| 52.10-45



53.00-45



55.00-45



55.40-45



56.70-45



58.50-45

ΠΛΑΪΝΑ ΠΑΝΕΛ (45 X 210 εκ.)

SIDE PANELS (45 X 210 cm)

Πλαϊνά Πρεσαριστά Πάνελ

Τα πλαϊνά πρεσαριστά πάνελ βγαίνουν σε διάσταση 45x210 εκ. και 90x210 εκ. Σε όλους τους κωδικούς μπορούν να τοποθετηθούν τα αντίστοιχα τζάμια της κύριας πόρτας.

Side Pressed Panels


Side pressed panels are dimensioned 45x210 cm and 90x210 cm. All codes can be fitted with the corresponding panes used for main door.



60.00

60.20

60.30



60.40

60.50

60.60

62.90



63.00

65.50

68.00

69.00

ΠΛΑΪΝΑ ΠΑΝΕΛ (90 X 210 εκ.)

SIDE PANELS (90 X 210 cm)



| 90.00



| 90.20



| 90.30



| 90.40



| 90.50



| 90.60



| 92.90



| 93.00



| 95.50



| 98.00



| 99.00

ΧΕΙΡΟΛΑΒΕΣ & ΠΟΜΟΛΑ

HANDLES & DOOR KNOBS



| 1



| 66



| 2



| 16



| 67



| 3



| 68



| 6



| 17



| 12



| 19



| 20



| 22



| 65



| 21



| 25



| 51



| 18



| 8



| 52



| 9



Αφοί
ΓΑΒΑΛΑ

Μεταλλικά Κτήρια - Μεταλλικές Κατασκευές
Ενεργειακά Συστήματα Αλουμινίου